

Welcome to the pcmtuner installation guide

Preparation before installation:


1 Connect the device to the computer with power cable and USB cable, and plug the smart lock dongle into computer, like what I show you here .



2 Close all anti-virus software and firewall on the computer (the system firewall should also be closed. According to the system and software, Google how to close it if you don't know how to handle.)

3 Go to <http://tuner-box.com> download tool software

Like this check below picture



4 unzip the downloaded software check below


Name	Date modified	Type
PCM_Setup	02.03.2022 18:58	360压缩

5 then you will get 3 files like below

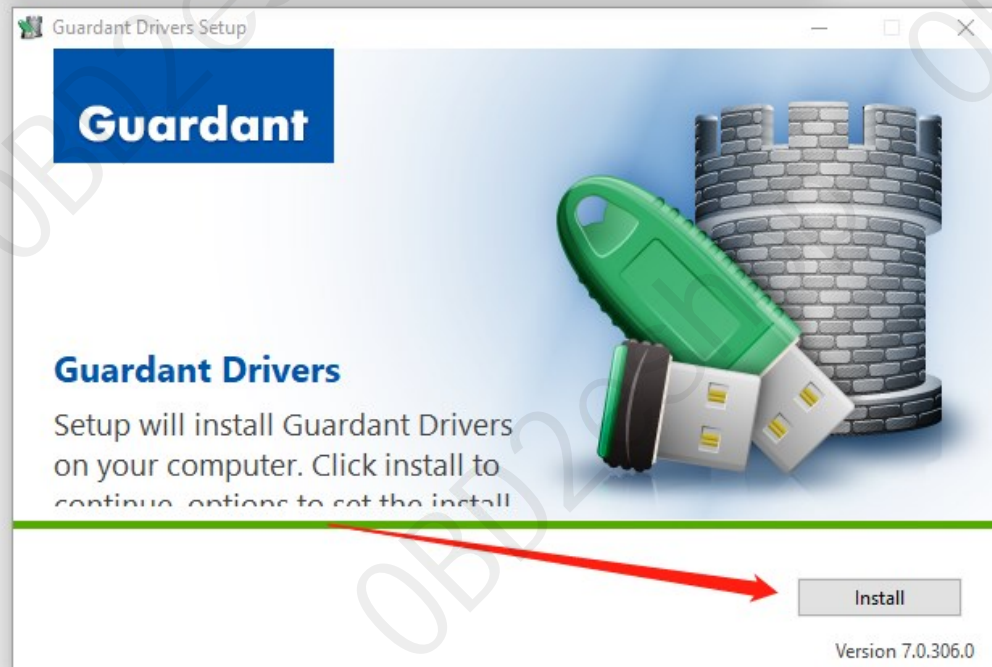

Name	Date modified
Notice	01.03.2022 11:56
PCM_Setup	02.03.2022 17:40
VZperformance	02.03.2022 18:56

Hmmm,you need read the notice before start install all software

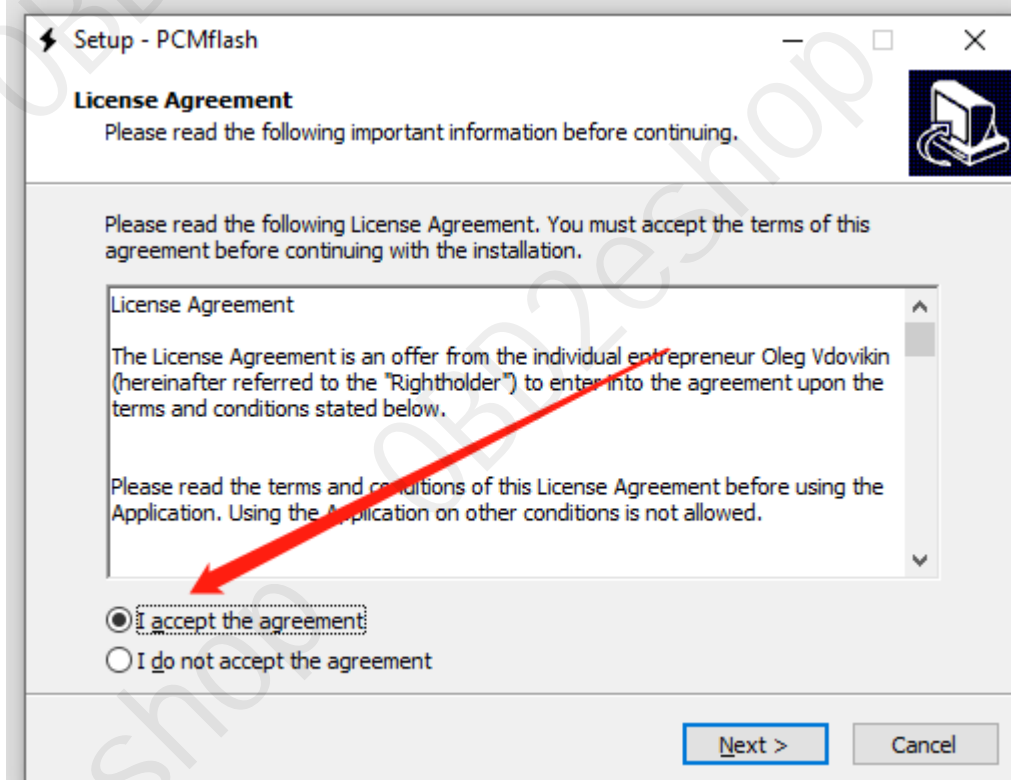

Then click PCM_Setup run it like below



Click here



Click here



Then next till display below picture ,but don't run it, un select the run software



Notice , never select lauch software

Continiue click here



Install Applications


Uninstall



Current Package:



Setup - Scanmatik



Welcome to the Scanmatik Setup Wizard

This will install Scanmatik version 2.21.2beta31 on your computer.

It is recommended that you close all other applications before continuing.

Click Next to continue, or Cancel to exit Setup.

Next >

Cancel

Till happen this



Install Applications

Uninstall

Current Package:

Setup - Scanmatik

Completing the Scanmatik Setup Wizard

Setup has finished installing Scanmatik on your computer. The application may be launched by selecting the installed shortcuts.

Click Finish to exit Setup.

Launch Scanmatik


Finish



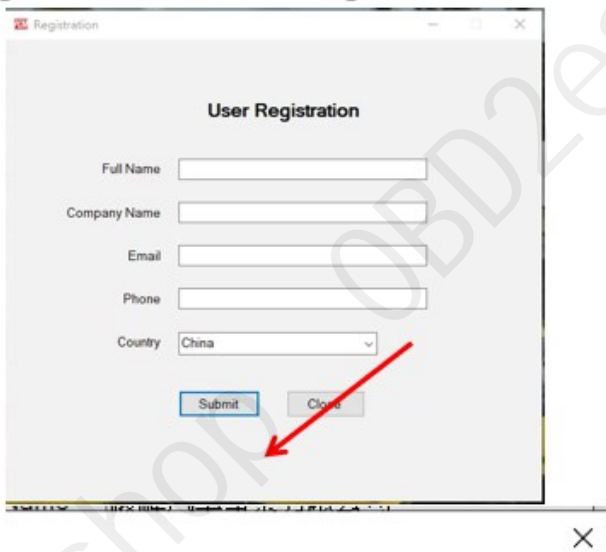

So cool

When you see below things happen ,that's mean you already completely install tool software


Pls read the carefully what the software tell you



When you finish install , then run PCMtuner software
And register it like below




User Successfully Created. Please Restart Application

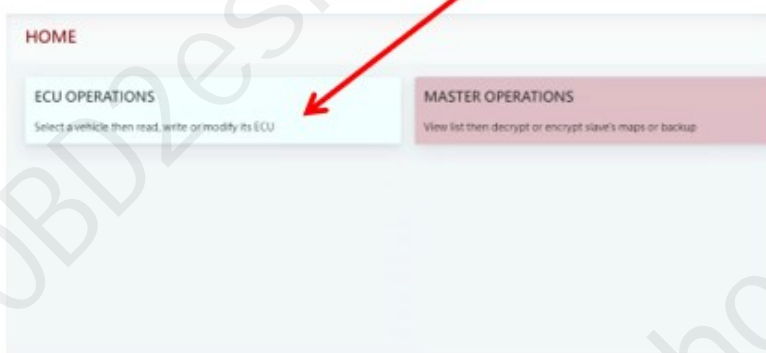


When register , pls contact your seller help you active it ,Monday-Friday will work
When your seller help you active it pls check like below

1、 Click here




2、 Click here

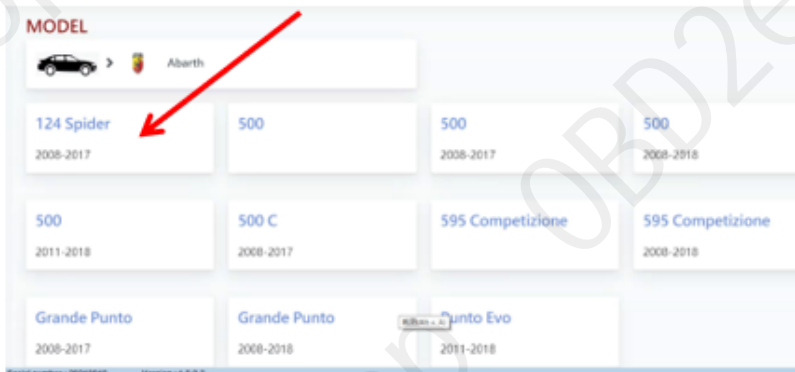


3、 Click here



4、 Click here

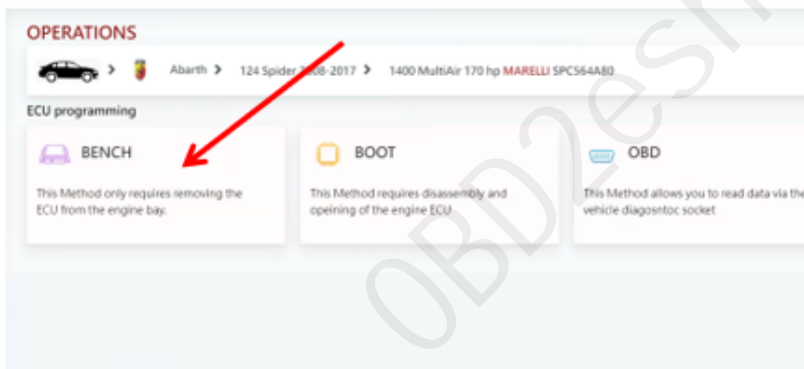




5、Click here



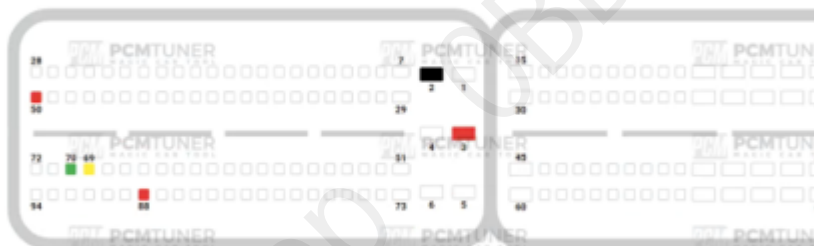
6、Click here



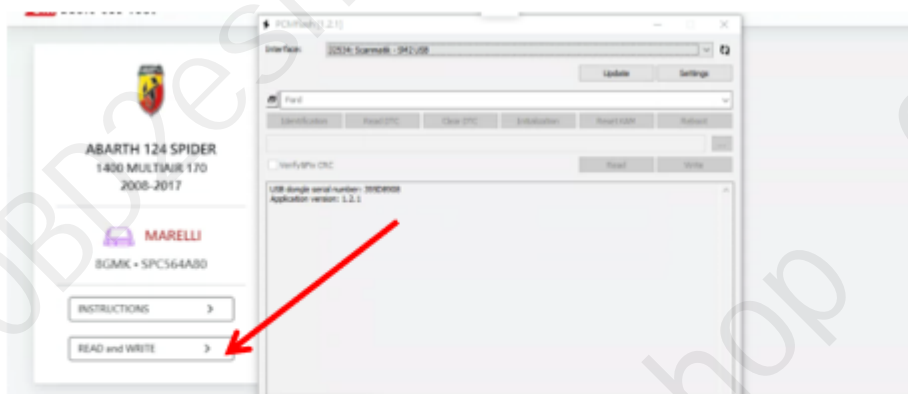
7、Click here (Check the wiring diagram)



STEP 1
安装步骤
使用提供的连接线和PCM Tuner主机
按照图示连接主机与电脑
将电源线连接到PCM Tuner并连接地
线则可以操作ECU

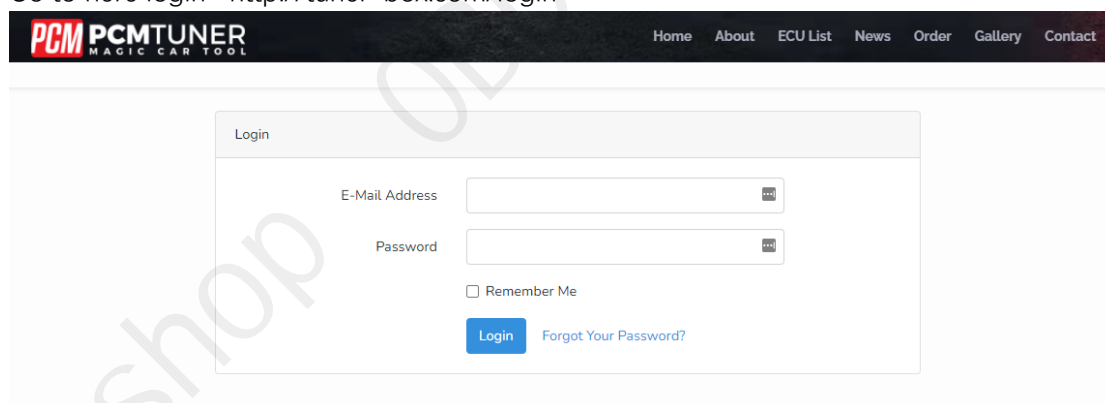


8、Click here (If the read-write software can be opened, the installation is successful)



The above steps are all installation links. Please read carefully during installation!

Btw, all tool user have a support account to
Go to here login <http://tuner-box.com/login>



User name is your register email , password is your tool S/N

When tool software install done , you need go to install tuner account software

That's mean VZperformance software ,
Like this one

Name	Date modified
Notice	01.03.2022 11:56
PCM_Setup	02.03.2022 17:40
VZperformance	02.03.2022 18:56

If you don't want to install this , you can direct to go to

<https://support.vz-performance.com>

VZ Performance Center
Automotive software engineering

English Chinese

USERNAME
Type Username...

PASSWORD
Type your Password...

IFORGOT MY PASSWORD

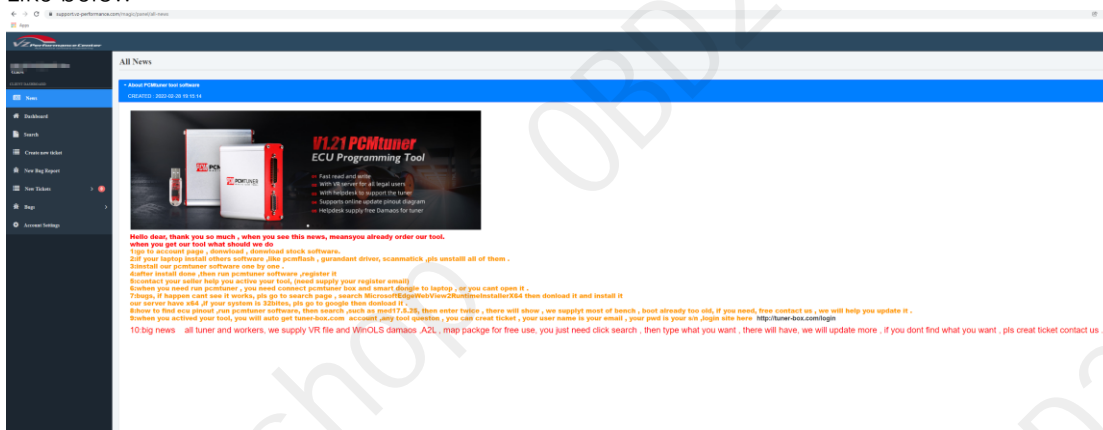
VERIFY LOGIN

© 2022 Copyright: support.vz-performance.com | email: info@vz-performance.com
USA :+17602734658 | UK :+44 1163180596

How can we get this user name and password

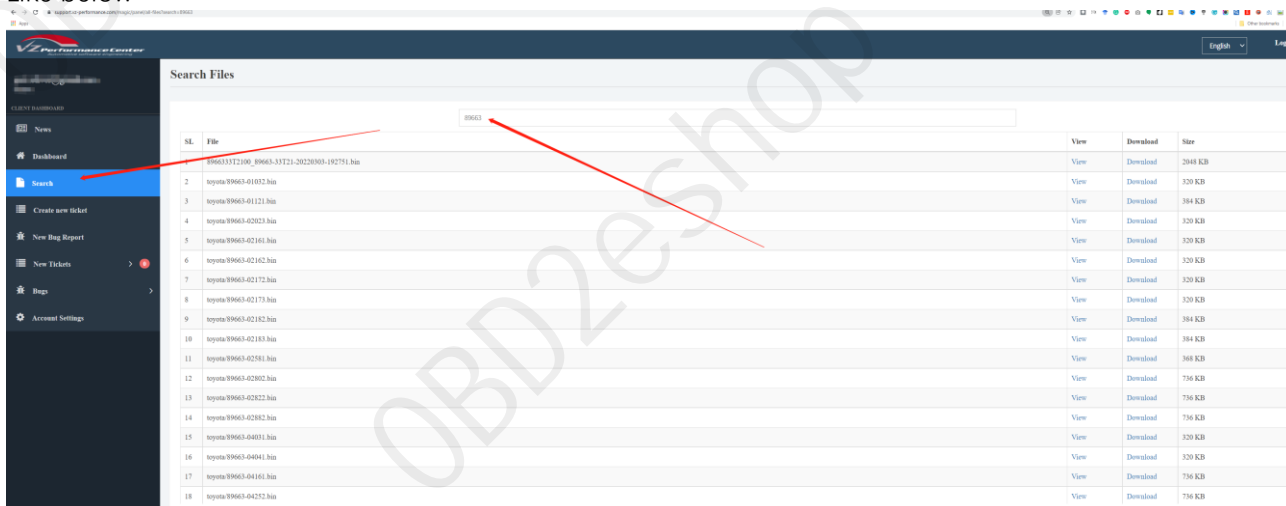
Once your order our tool , pls contact your seller help you creat one , then you can use this
accout

When you get user name and password you can login
Like below



If you want to get VR files, or WinOLS damaos or A2L file, just click search function ,then type what you want

Like below



At this account , you also can request chiptuning , like stage1-stage3 , popbangs, adblue , dpf ,etc, just need creat ticket ,but its pay item , you can contact your seller about the charge .

Thank you so patience read above all , enjoy your tool now ,and work with us .